









Licensed/Professional Technical Staff Climate Survey

Division of Accountability & Research




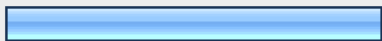


* I am familiar with the VISTA 2010 Plan.			Response Percent	Response Count
Strongly Disagree			0.8%	10
Disagree			3.9%	49
Neutral			9.6%	120
Agree			60.5%	757
Strongly Agree			25.0%	313
Not Applicable			0.2%	2
			answered question	1251
			skipped question	15

* I understand the long-term vision of Aurora Public Schools.			Response Percent	Response Count
Strongly Disagree			1.0%	13
Disagree			5.1%	63
Neutral			9.2%	115
Agree			58.4%	729
Strongly Agree			26.0%	325
Not Applicable			0.2%	3
			answered question	1248
			skipped question	18







*** I know how my work relates to the district's goals and priorities as stated in the VISTA 2010 Plan.**

		Response Percent	Response Count
Strongly Disagree		2.8%	35
Disagree		8.3%	103
Neutral		13.2%	165
Agree		49.7%	621
Strongly Agree		25.9%	323
Not Applicable		0.2%	2
		<i>answered question</i>	1249
		<i>skipped question</i>	17



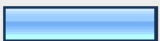



*** I believe APS has set a clear direction for improving student achievement.**







		Response Percent	Response Count
Strongly Disagree		5.7%	71
Disagree		17.7%	221
Neutral		20.5%	255
Agree		41.0%	511
Strongly Agree		15.0%	187
Not Applicable		0.2%	2
		<i>answered question</i>	1247
		<i>skipped question</i>	19

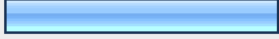





*** I support the educational direction of APS.**

		Response Percent	Response Count
Strongly Disagree		5.5%	68
Disagree		9.3%	116
Neutral		21.1%	263
Agree		42.6%	531
Strongly Agree		21.3%	265
Not Applicable		0.2%	3
		answered question	1246
		skipped question	20

*** Administrators/supervisors share the information I need to perform my job.**

		Response Percent	Response Count
Strongly Disagree		10.9%	136
Disagree		21.1%	263
Neutral		16.5%	205
Agree		36.3%	452
Strongly Agree		14.9%	186
Not Applicable		0.2%	3
		answered question	1245
		skipped question	21

* I am encouraged to provide suggestions on ways to improve programs or services.			Response Percent	Response Count
Strongly Disagree			22.8%	284
Disagree			24.0%	300
Neutral			15.1%	189
Agree			24.1%	301
Strongly Agree			13.6%	170
Not Applicable			0.3%	4
			<i>answered question</i>	1248
			<i>skipped question</i>	18

* I am comfortable in stating my opinions about APS programs even if I disagree with an approach being taken.			Response Percent	Response Count
Strongly Disagree			29.1%	362
Disagree			26.3%	327
Neutral			14.9%	185
Agree			19.4%	241
Strongly Agree			10.1%	126
Not Applicable			0.3%	4
			<i>answered question</i>	1245
			<i>skipped question</i>	21







* I am comfortable in stating my opinions about issues facing APS even if I disagree with an approach being taken.

		Response Percent	Response Count
Strongly Disagree		28.2%	351
Disagree		26.1%	325
Neutral		14.5%	181
Agree		21.9%	272
Strongly Agree		9.0%	112
Not Applicable		0.3%	4
		answered question	1245
		skipped question	21







* I trust the people who make *district* decisions that affect me.

		Response Percent	Response Count
Strongly Disagree		16.0%	199
Disagree		24.3%	303
Neutral		29.8%	371
Agree		23.7%	295
Strongly Agree		6.1%	76
Not Applicable		0.1%	1
		answered question	1245
		skipped question	21







* I trust the people who make *school* decisions that affect me.

		Response Percent	Response Count
Strongly Disagree		21.2%	264
Disagree		20.6%	257
Neutral		19.1%	238
Agree		26.0%	324
Strongly Agree		12.0%	150
Not Applicable		1.1%	14
		<i>answered question</i>	1247
		<i>skipped question</i>	19



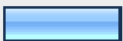



* I am able to influence the decisions that are made by the *district*.

		Response Percent	Response Count
Strongly Disagree		29.5%	367
Disagree		33.2%	413
Neutral		22.0%	274
Agree		12.0%	149
Strongly Agree		2.7%	34
Not Applicable		0.5%	6
		<i>answered question</i>	1243
		<i>skipped question</i>	23







* I am able to influence the decisions that are made by my *school/site*.

		Response Percent	Response Count
Strongly Disagree		25.6%	318
Disagree		21.3%	265
Neutral		15.6%	194
Agree		24.9%	310
Strongly Agree		11.3%	140
Not Applicable		1.3%	16
		answered question	1243
		skipped question	23







* I am trusted to make sound professional decisions about instruction.

		Response Percent	Response Count
Strongly Disagree		18.3%	227
Disagree		18.2%	226
Neutral		12.1%	150
Agree		30.2%	374
Strongly Agree		19.1%	237
Not Applicable		2.1%	26
		answered question	1240
		skipped question	26

* There is an atmosphere of trust and mutual respect within the *school*.

		Response Percent	Response Count
Strongly Disagree		26.7%	332
Disagree		22.6%	281
Neutral		14.4%	179
Agree		22.7%	282
Strongly Agree		11.6%	144
Not Applicable		2.1%	26
		answered question	1244
		skipped question	22

* There is an atmosphere of trust and mutual respect within *APS*.

		Response Percent	Response Count
Strongly Disagree		15.1%	188
Disagree		27.6%	343
Neutral		30.1%	374
Agree		23.4%	291
Strongly Agree		3.7%	46
Not Applicable		0.2%	2
		answered question	1244
		skipped question	22

* I believe decisions made in APS are based on adequate student data and information.			
		Response Percent	Response Count
Strongly Disagree		8.9%	111
Disagree		22.3%	278
Neutral		24.2%	301
Agree		36.0%	449
Strongly Agree		8.1%	101
Not Applicable		0.5%	6
answered question			1246
skipped question			20

* I believe decisions made at my site are based on adequate student data and information.			
		Response Percent	Response Count
Strongly Disagree		13.3%	165
Disagree		21.5%	268
Neutral		18.0%	224
Agree		32.2%	400
Strongly Agree		13.4%	167
Not Applicable		1.6%	20
answered question			1244
skipped question			22







* Decisions made at my site are based on the best interests of students.

		Response Percent	Response Count
Strongly Disagree		17.5%	218
Disagree		23.6%	293
Neutral		14.4%	179
Agree		26.6%	331
Strongly Agree		17.1%	212
Not Applicable		0.8%	10
answered question			1243
skipped question			23







* Teachers are allowed to focus on educating students with minimal interruption.







		Response Percent	Response Count
Strongly Disagree		17.7%	221
Disagree		26.7%	332
Neutral		15.3%	190
Agree		27.6%	344
Strongly Agree		10.4%	130
Not Applicable		2.3%	29
answered question			1246
skipped question			20

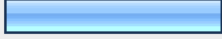





*** I have sufficient access to appropriate instructional materials and resources.**

		Response Percent	Response Count
Strongly Disagree		8.3%	103
Disagree		17.6%	219
Neutral		12.6%	157
Agree		38.9%	483
Strongly Agree		20.4%	253
Not Applicable		2.3%	28
		answered question	1243
		skipped question	23

*** I have sufficient access to instructional technology.**

		Response Percent	Response Count
Strongly Disagree		9.3%	116
Disagree		18.4%	229
Neutral		12.2%	152
Agree		39.5%	492
Strongly Agree		18.4%	229
Not Applicable		2.3%	28
		answered question	1246
		skipped question	20

* The faculty has an effective process for making group decisions and solving problems.			Response Percent	Response Count
Strongly Disagree			22.1%	275
Disagree			25.5%	318
Neutral			17.0%	212
Agree			25.8%	321
Strongly Agree			7.7%	96
Not Applicable			1.9%	23
			<i>answered question</i>	1245
			<i>skipped question</i>	21







* Employees are empowered to help solve problems.			Response Percent	Response Count
Strongly Disagree			23.3%	290
Disagree			25.1%	313
Neutral			18.3%	228
Agree			26.4%	328
Strongly Agree			6.8%	84
Not Applicable			0.2%	2
			<i>answered question</i>	1245
			<i>skipped question</i>	21







*** I have opportunities to participate in school planning and decision making.**

		Response Percent	Response Count
Strongly Disagree		15.8%	196
Disagree		18.5%	230
Neutral		13.9%	173
Agree		34.1%	424
Strongly Agree		15.8%	196
Not Applicable		1.9%	24
		answered question	1243
		skipped question	23







*** My principal/supervisor has a clear understanding of what I accomplish in my job.**

		Response Percent	Response Count
Strongly Disagree		19.7%	245
Disagree		18.1%	225
Neutral		11.6%	144
Agree		29.4%	366
Strongly Agree		20.7%	258
Not Applicable		0.6%	7
		answered question	1245
		skipped question	21







* Performance evaluations are fair in my school.			Response Percent	Response Count
Strongly Disagree			13.6%	169
Disagree			14.6%	181
Neutral			19.0%	235
Agree			31.9%	395
Strongly Agree			17.2%	213
Not Applicable			3.8%	47
			<i>answered question</i>	1240
			<i>skipped question</i>	26

* <i>Building</i> professional development has provided me with strategies that I have incorporated into my instructional delivery methods.			Response Percent	Response Count
Strongly Disagree			13.8%	171
Disagree			15.9%	198
Neutral			14.7%	183
Agree			34.1%	424
Strongly Agree			15.0%	186
Not Applicable			6.5%	81
			<i>answered question</i>	1243
			<i>skipped question</i>	23

* *District* professional development has provided me with strategies that I have incorporated into my instructional delivery methods.

		Response Percent	Response Count
Strongly Disagree		10.8%	135
Disagree		15.8%	197
Neutral		17.3%	215
Agree		37.3%	464
Strongly Agree		14.4%	179
Not Applicable		4.4%	55
		<i>answered question</i>	1245
		<i>skipped question</i>	21

* Teachers and staff work in a school environment that is clean and well maintained.







		Response Percent	Response Count
Strongly Disagree		4.5%	56
Disagree		9.9%	123
Neutral		11.6%	145
Agree		45.8%	571
Strongly Agree		27.1%	338
Not Applicable		1.1%	14
		<i>answered question</i>	1247
		<i>skipped question</i>	19







*** Rules for student conduct are consistently enforced.**







		Response Percent	Response Count
Strongly Disagree		25.6%	319
Disagree		25.1%	313
Neutral		11.2%	140
Agree		25.8%	322
Strongly Agree		9.6%	120
Not Applicable		2.7%	34
		<i>answered question</i>	1248
		<i>skipped question</i>	18







*** Adequate security measures are in place at my site.**

		Response Percent	Response Count
Strongly Disagree		9.3%	116
Disagree		13.8%	172
Neutral		13.7%	170
Agree		47.1%	586
Strongly Agree		15.8%	196
Not Applicable		0.2%	3
		<i>answered question</i>	1243
		<i>skipped question</i>	23

* I would encourage someone to work for APS.			Response Percent	Response Count
Strongly Disagree			13.8%	171
Disagree			15.1%	188
Neutral			24.8%	308
Agree			31.9%	397
Strongly Agree			14.2%	177
Not Applicable			0.2%	2
			answered question	1243
			skipped question	23

* I feel appreciated for the work I do.			Response Percent	Response Count
Strongly Disagree			21.0%	260
Disagree			18.9%	234
Neutral			18.1%	225
Agree			29.1%	361
Strongly Agree			12.8%	159
Not Applicable			0.2%	2
			answered question	1241
			skipped question	25

* There is a spirit of teamwork and cooperation at my site.			Response Percent	Response Count
Strongly Disagree			21.7%	270
Disagree			19.7%	246
Neutral			15.5%	193
Agree			28.9%	360
Strongly Agree			13.9%	173
Not Applicable			0.3%	4
			<i>answered question</i>	1246
			<i>skipped question</i>	20

* There is a professional atmosphere for staff working at my school/site.			Response Percent	Response Count
Strongly Disagree			16.2%	202
Disagree			18.3%	228
Neutral			16.6%	207
Agree			34.4%	428
Strongly Agree			14.2%	177
Not Applicable			0.3%	4
			<i>answered question</i>	1246
			<i>skipped question</i>	20